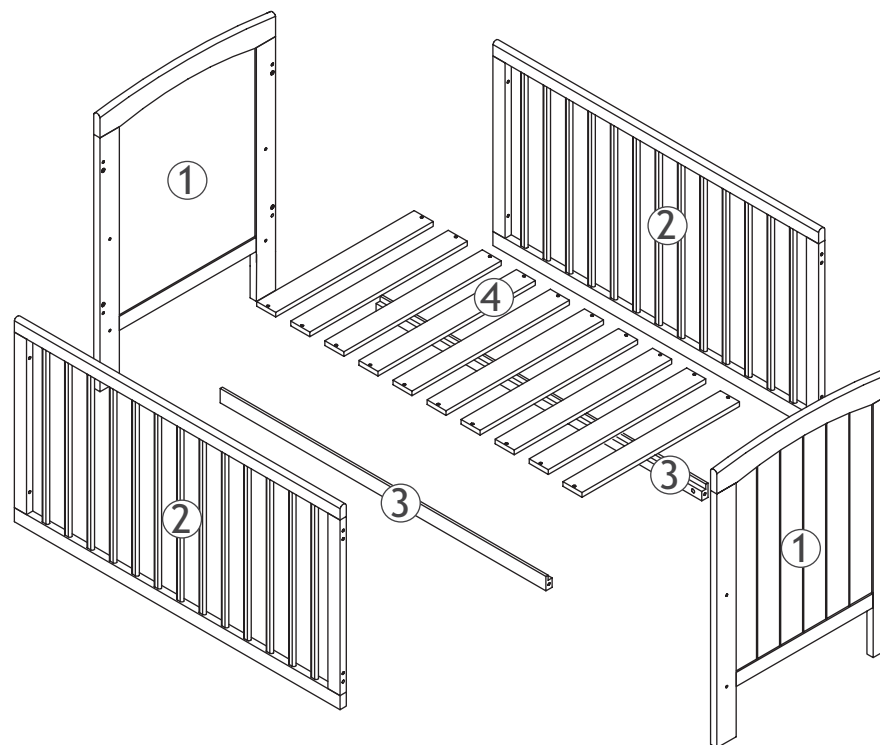
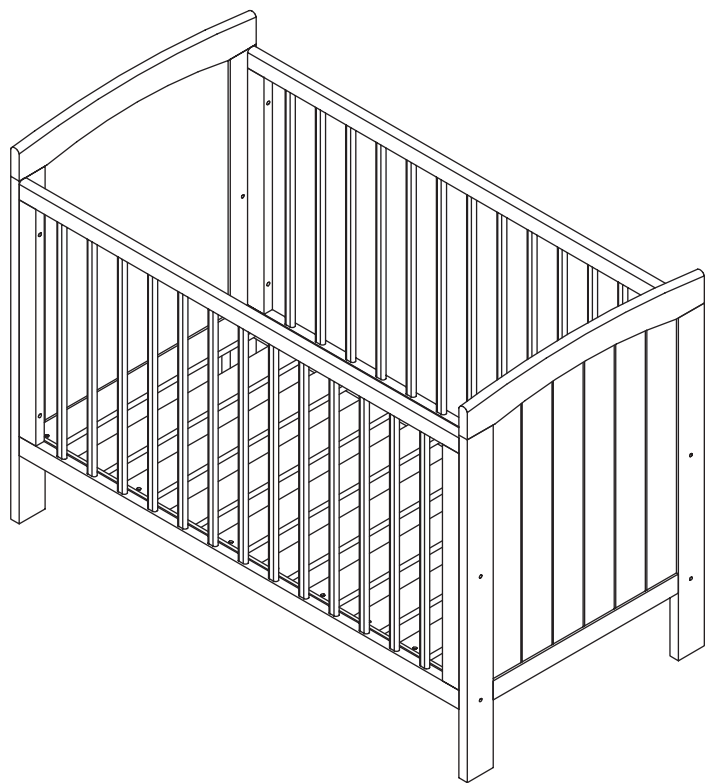


DESIGN FOR KIDS
Hoppe

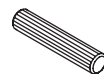
Art. Nr. 36-4403
 Bed 60 x 120



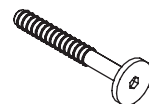
- ① x2
- ② x2
- ③ x2
- ④ x10

UK Fittings Checklist.

DK Checkliste for beslag.



a (8x40)x8



b (M6x60)x12



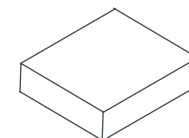
c (M6x13/6,5)x4



d (3,5x25)x22




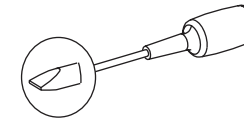

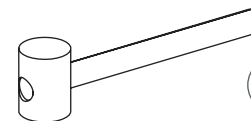
e Lx1



f (52x52x16)x1


UK Tools you will need.

DK Værktøj som er nø



UK Important! - Read carefully and retain for future reference.

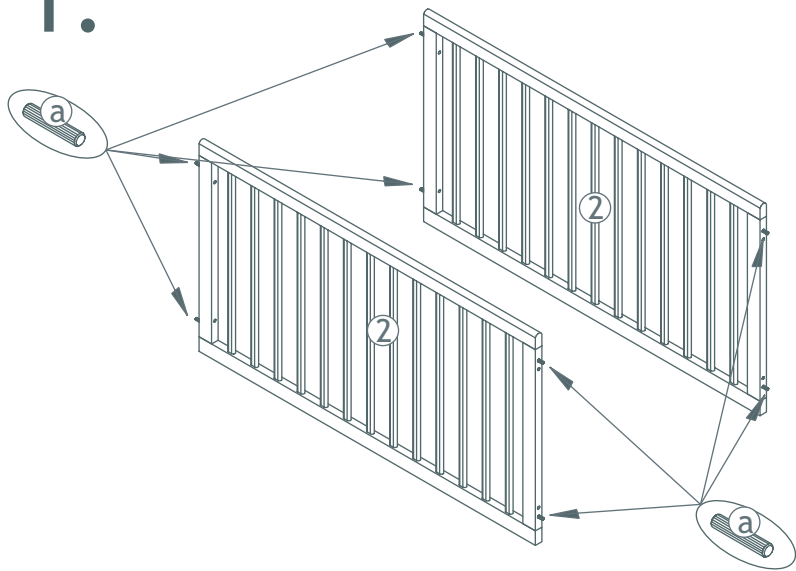
DK Vigtig! - Læs vejledningen nøje og gem den til senere brug.




≈ 30 min

AS/15/12/06

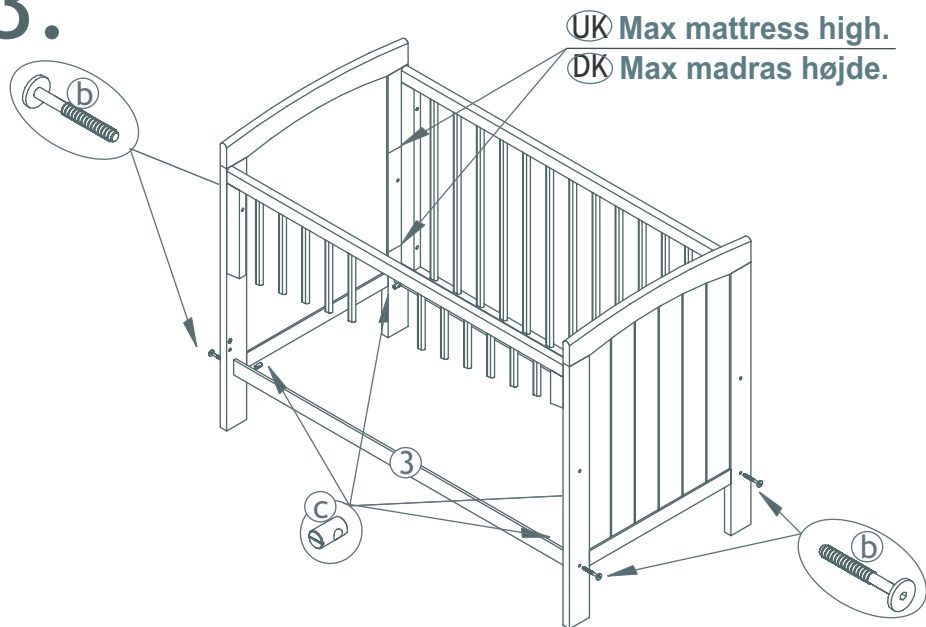
1.



2.

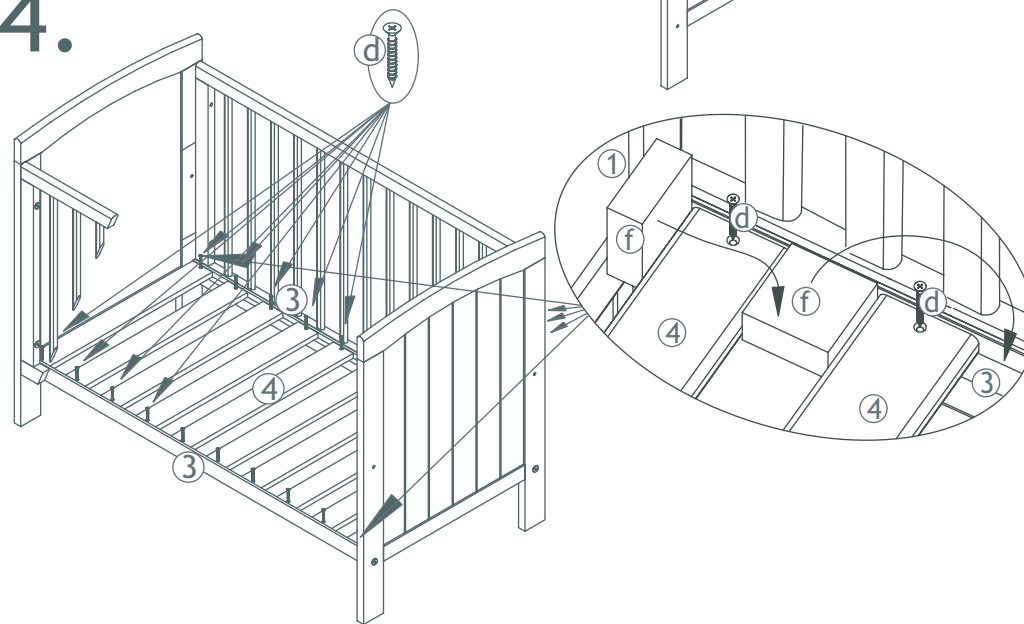


3.



UK Max mattress high.
DK Max madras højde.

4.



UK -Do not leave items in the cot which a child can stand on or be suffocated in/on.
 -The thickness of the mattress must be chosen so the inner height (from the top of the mattress to the top of the bed frame) is minimum 500 mm when the floor is in the lowest position and 200 mm when the floor is in the highest position.
 -All screws and fittings must always be tight. Ensure that there are not loose screws.
 -Recommended mattress size is 7x60x120 cm.
 -Be aware of the risk of open fire and other heating sources close to the cot.
 -The cot cannot be folded.

DK -Efterlad ikke ting i sengen, som barnet kan stå på eller blive kvalt i.
 -Tykkelsen af madras skal vælges saaledes at den indvendige højde (overfladen af madras til overkant af sengestel) er mindst 500mm med bunden i sin laveste position og mindst 200mm med bunden i sin højeste position.
 -Alle skruer og beslag skal altid være strammet til. Vær opmærksom på at der ikke er løse skruer.
 -Anbefalet madras størrelse er 7x60x120 cm
 -Vær opmærksom på risikoen for åben ild og andre kraftige varmekilder i nærheden af sengen.
 -Sengen kan ikke foldes.