

Ⓓ Aufbauanleitung

Ⓕ Notice de montage

Ⓖ Montagehandleiding

Ⓒ Montážní návod

Ⓗ Szerelési útmutató

Ⓓ Montaj talimatları

Ⓖ Assembly instruction

Ⓙ Istruzione di montaggio

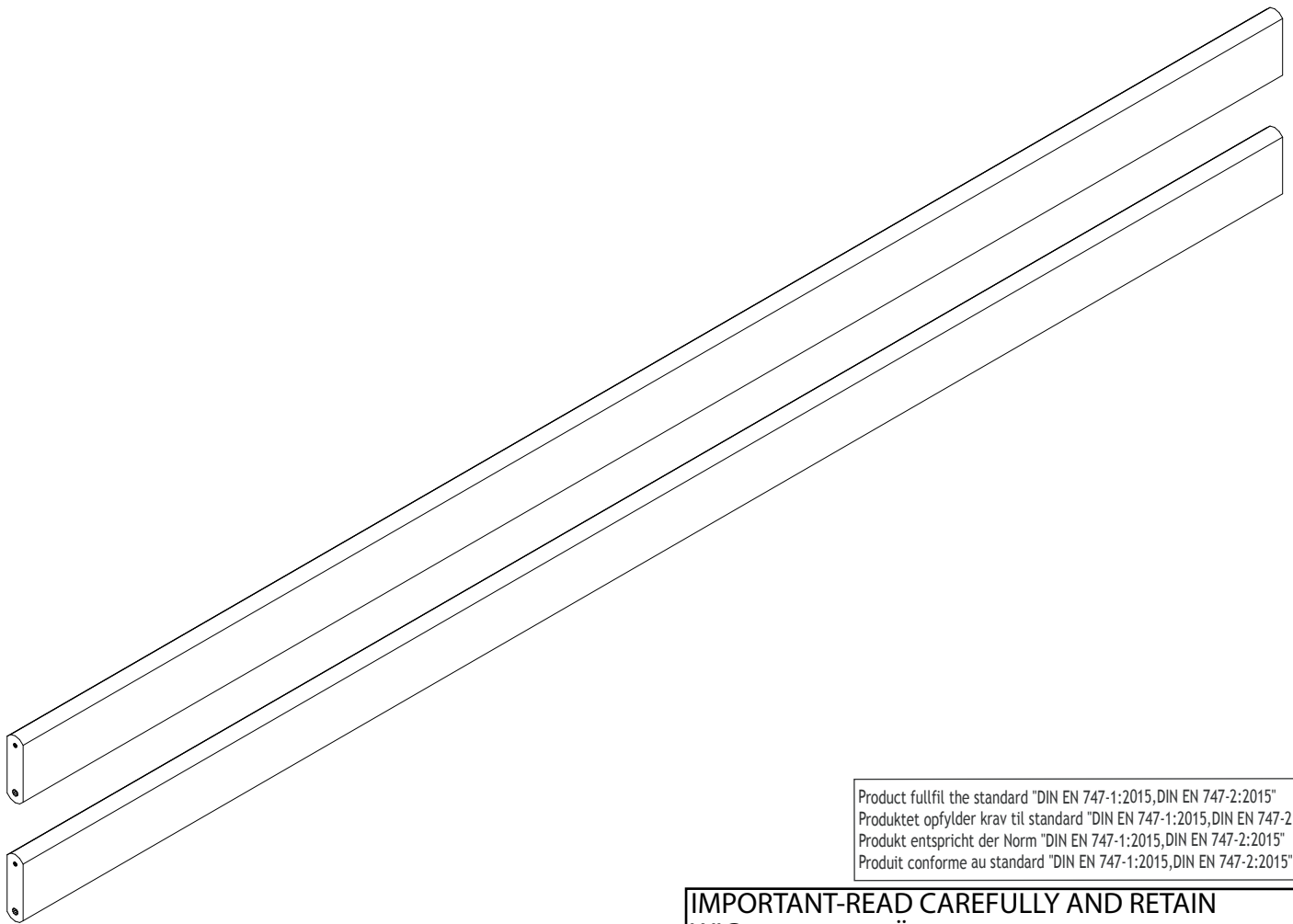
Ⓟ Instrukcja montażu

Ⓢ Navod na montaž

Ⓡ Instrucțiuni de montaj



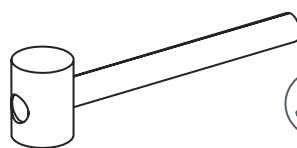
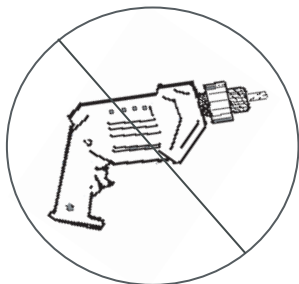
Ⓡ Инструкция по монтажу

# 37-0016-32-200



Product fulfill the standard "DIN EN 747-1:2015,DIN EN 747-2:2015"  
Produktet opfylder krav til standard "DIN EN 747-1:2015,DIN EN 747-2:2015"  
Produkt entspricht der Norm "DIN EN 747-1:2015,DIN EN 747-2:2015"  
Produit conforme au standard "DIN EN 747-1:2015,DIN EN 747-2:2015"

**IMPORTANT-READ CAREFULLY AND RETAIN**  
**WICHTIG-SORGFÄLTIG LESEN UND AUFBEWAHREN**  
**VIGTIGT-LÆS grundigt igennem og opbevar**  
**IMPORTANT-LIRE ATTENTIVEMENT ET A CONSERVER**



**DIN EN 747-1+A1:2015**  
**DIN EN 747-2+A1:2015**

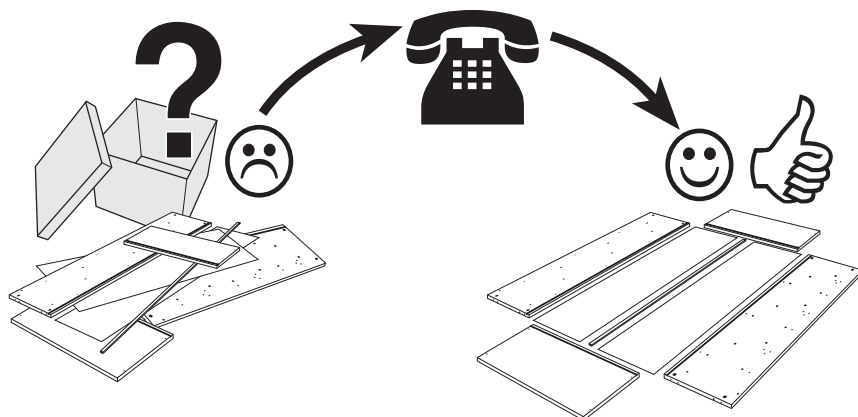
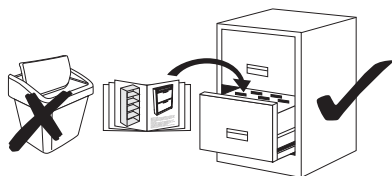


# Service • Assistenza • Dienstverlening • Serwis Servis • Szerviz • Сервисная служба

Name • Nom • Nome • Naam • Nazwa • Jméno • Názov  
Név • Denumire • Isim • Название

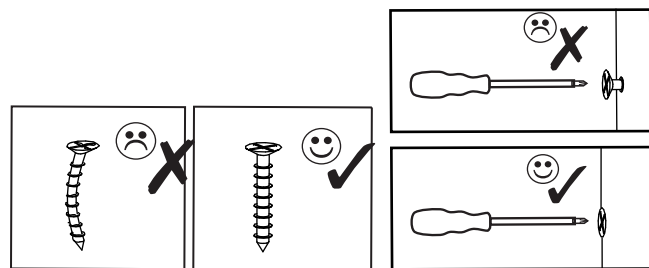
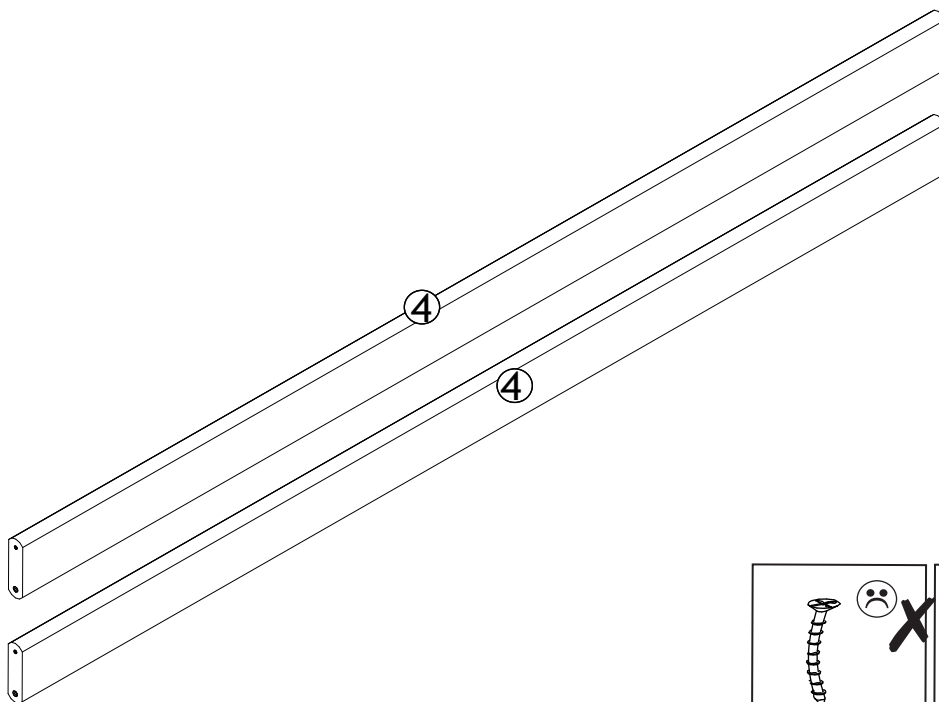
Nr. Nr. • No. • N° • Č • Sz • Номер

Typ • Тип • Type • Tip • Tipus • Druh • Тиро • Тип



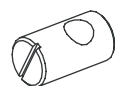
## Detail specification

A.i. Nr.	Article Nr.	pcs
4	013004-32	x2




## Fitting specification

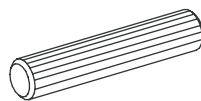
A.i. Nr.	Article Nr.	Dimentions	pcs
a	1-000011-07	M6x10/6	x4
b	1-000010-07	M6x100	x4
c	1-000013-00	8x40	x4



a

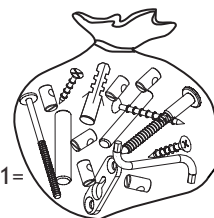


b

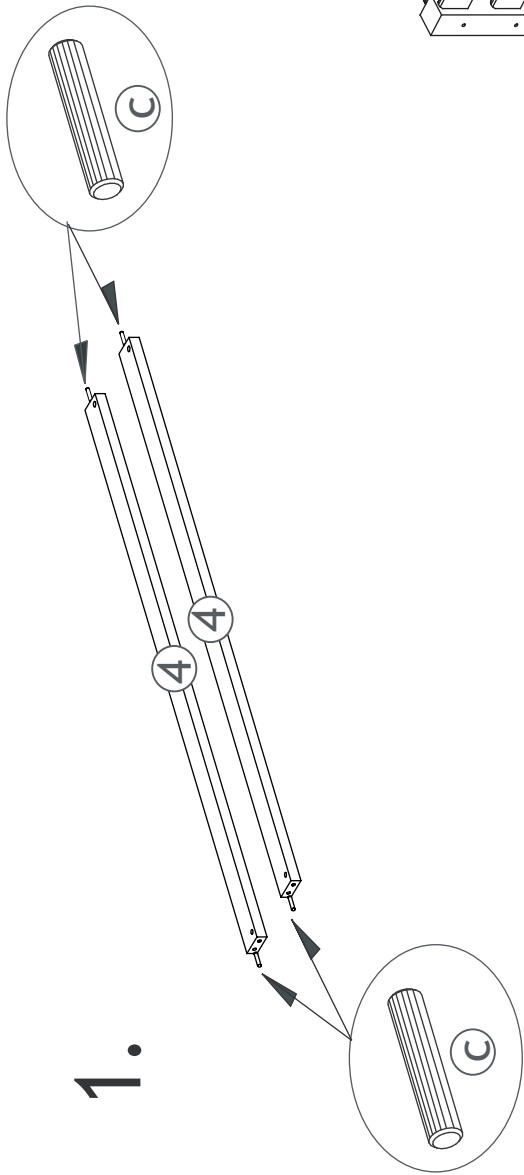


c

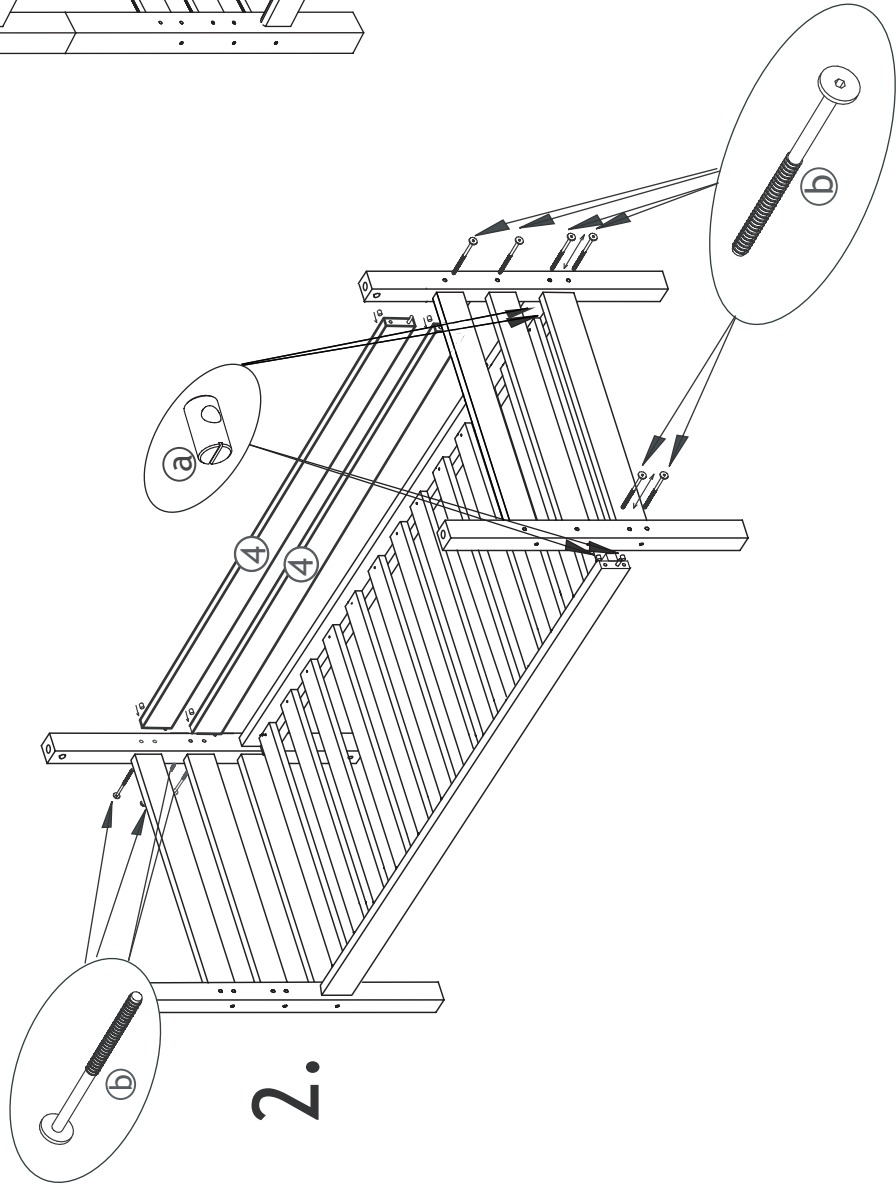
1-000001=



1.



2.



3.

