

Ⓓ Aufbauanleitung

Ⓕ Notice de montage

Ⓖ Montagehandleiding

Ⓒ Montážní návod

Ⓗ Szerelési útmutató

Ⓓ Montaj talimatları

Ⓖ Assembly instruction

Ⓙ Istruzioni di montaggio



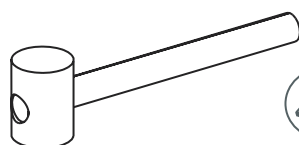
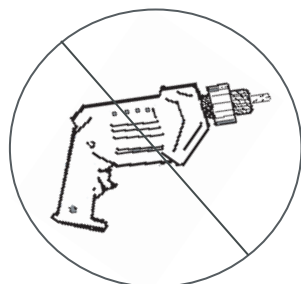


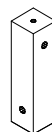
Ⓟ Instrukcja montażu

Ⓙ Navod na montaž

Ⓡ Instrucțiuni de montaj

Ⓡ Инструкция по монтажу

37-0038-32-000

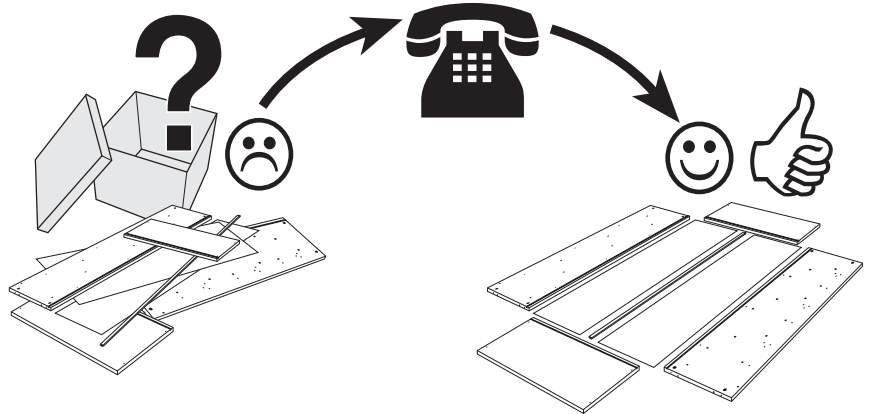
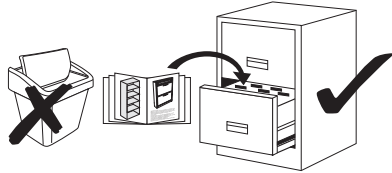


Service • Assistenza • Dienstverlening • Serwis Servis • Szerviz • Сервисная служба

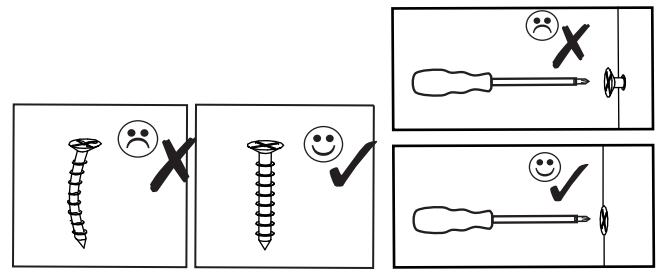
Name • Nom • Nome • Naam • Nazwa • Jméno • Názov
Név • Denumire • Isim • Название

Nr. Nr. • No. • N° • Č • Sz • Номер

Typ • Тип • Type • Tip • Tipus • Druh • Тиро • Тип



16	013108-32	x2
17	013109-32	x2



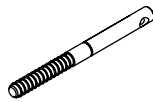
f



l



m



n



k



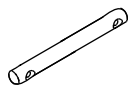
g



p



h

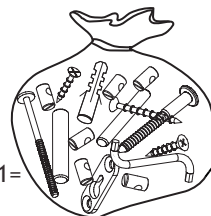


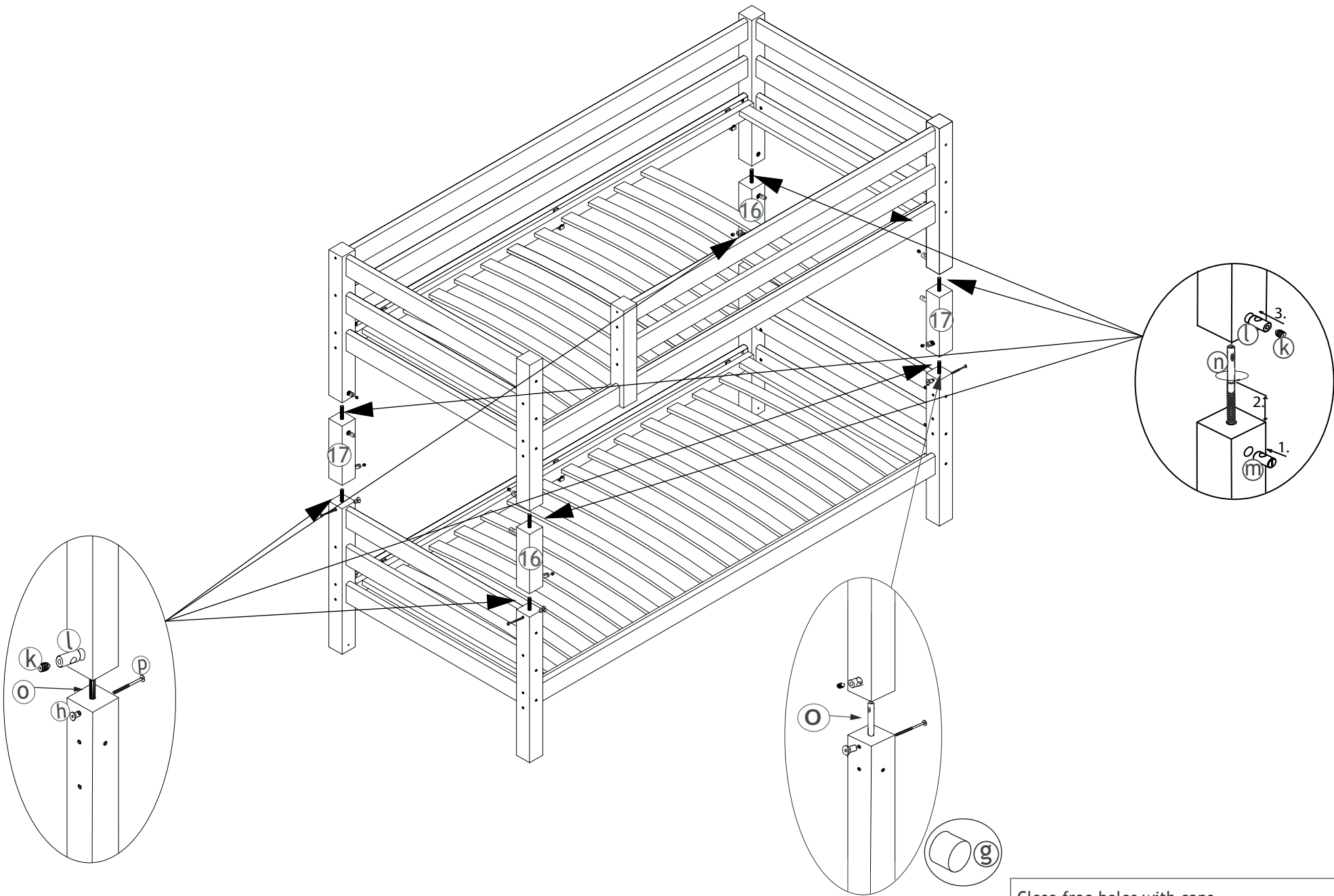
o

Fitting specification

A.i. Nr.	Article Nr.	Dimensions	pcs
f	1-000015-07	Z4	x1
l	1-000021-07	M10x15/28	x8
m	1-000022-07	M10x15/28	x4
n	1-000023-07	M10x115	x4
k	1-000024-07	D16	x8
g	1-000016-57	16x10	x8
o	1-000166-07	10x18	x4
p	1-000041-07	M6x55	x4
h	1-000027-07	8x15	x4

1-000001=





Close free holes with caps
 Luk alle huller med propper
 Schliessen Sie die offenen Löcher mit den Deckkappen
 Fermez les trous découverts avec les chapes